



HOW TO CONNECT PERISTALTIC PUMPS TO THE GROLAB™ TANKBOT

SPP_GL_002

Open Grow

REPRODUCTION PROHIBITED

The information contained in this document is confidential and exclusive property of Open Grow, LDA.

The totality or parts of this document may not be reproduced or distributed without an expressed consent of Open Grow, LDA.



HOW TO CONNECT PERISTALTIC PUMPS TO THE GROLAB™ TANKBOT

Version: 1 (2018)

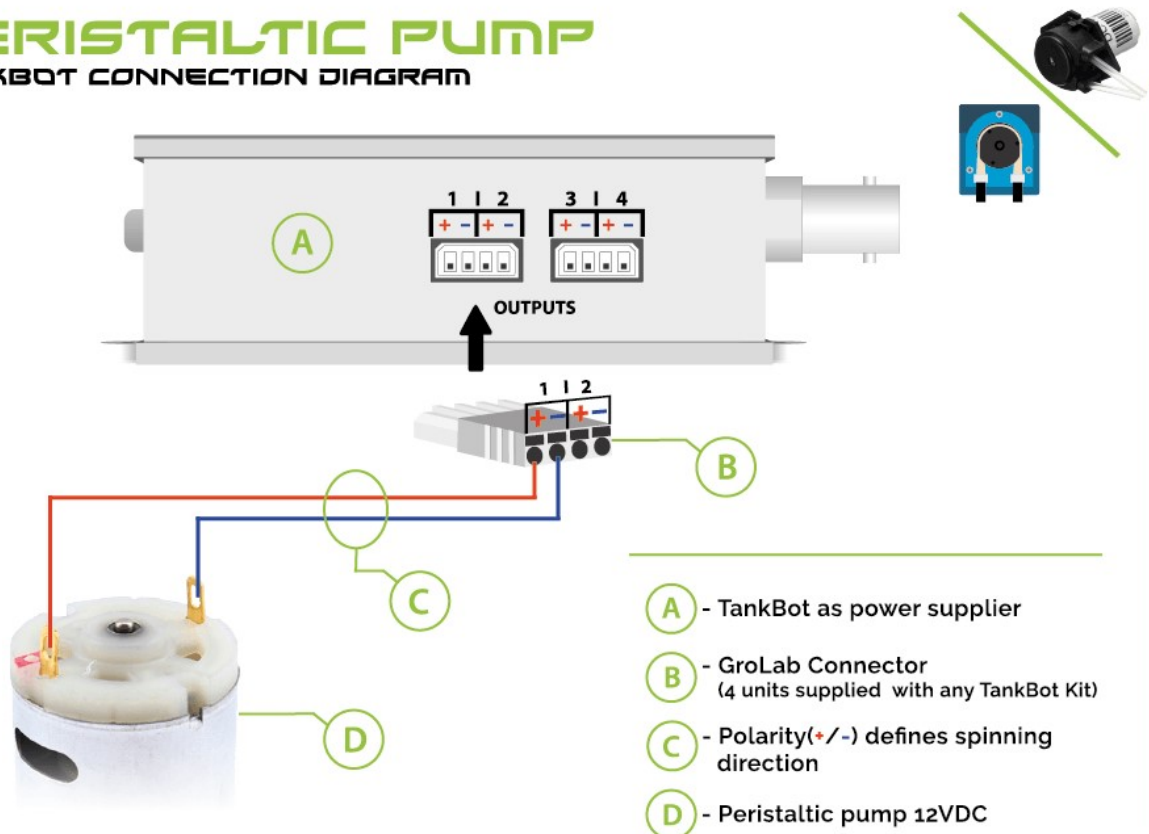
Date: 2016-01-26

DIY Connection to TankBot

To connect a Peristaltic Pump directly to any TankBot please follow the schematics and pinout bellow to interface this device with GroLab™.

All the Peristaltic Pumps available on [our online store](#) are compatible with TankBot.

PERISTALTIC PUMP TANKBOT CONNECTION DIAGRAM

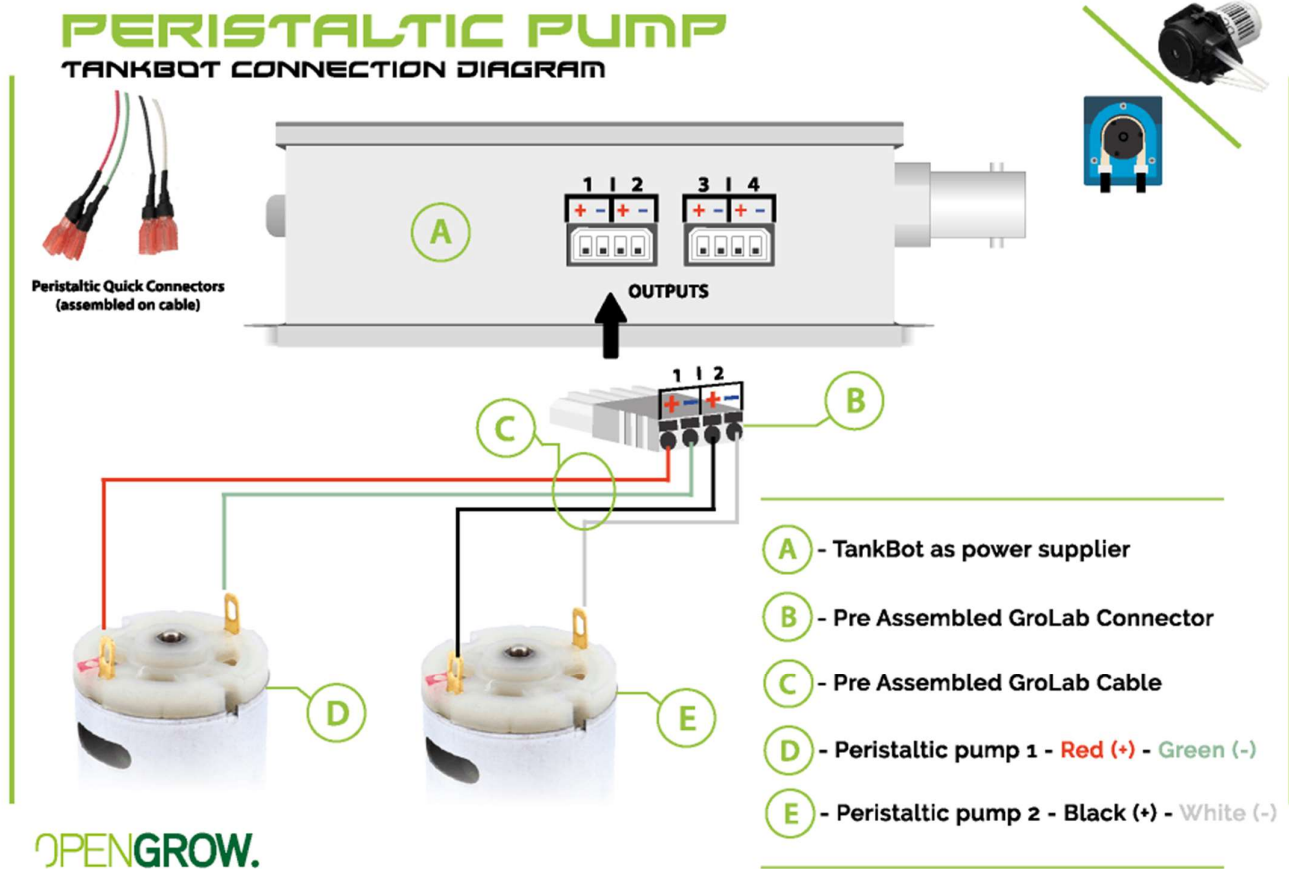


OPENGROW.

Pre-assembled Peristaltic Cables

The Pre-Assembled Peristaltic Cable is a solution that we provide to easily connect a Peristaltic Pump to TankBot. These cables are available on [our online store](#) with different lengths and they are compatible with any Peristaltic Pump sold on our store.


Below you can find the schematics and pinouts to interface these cables between TankBot and two distinct Peristaltic Pumps.



Open Grow LDA.



Edifício Expobeiras,
Parque Industrial de Coimbrões
3500-618 Viseu
Portugal

 open_grow

 info@opengrow.pt

 00351 232 458 475